

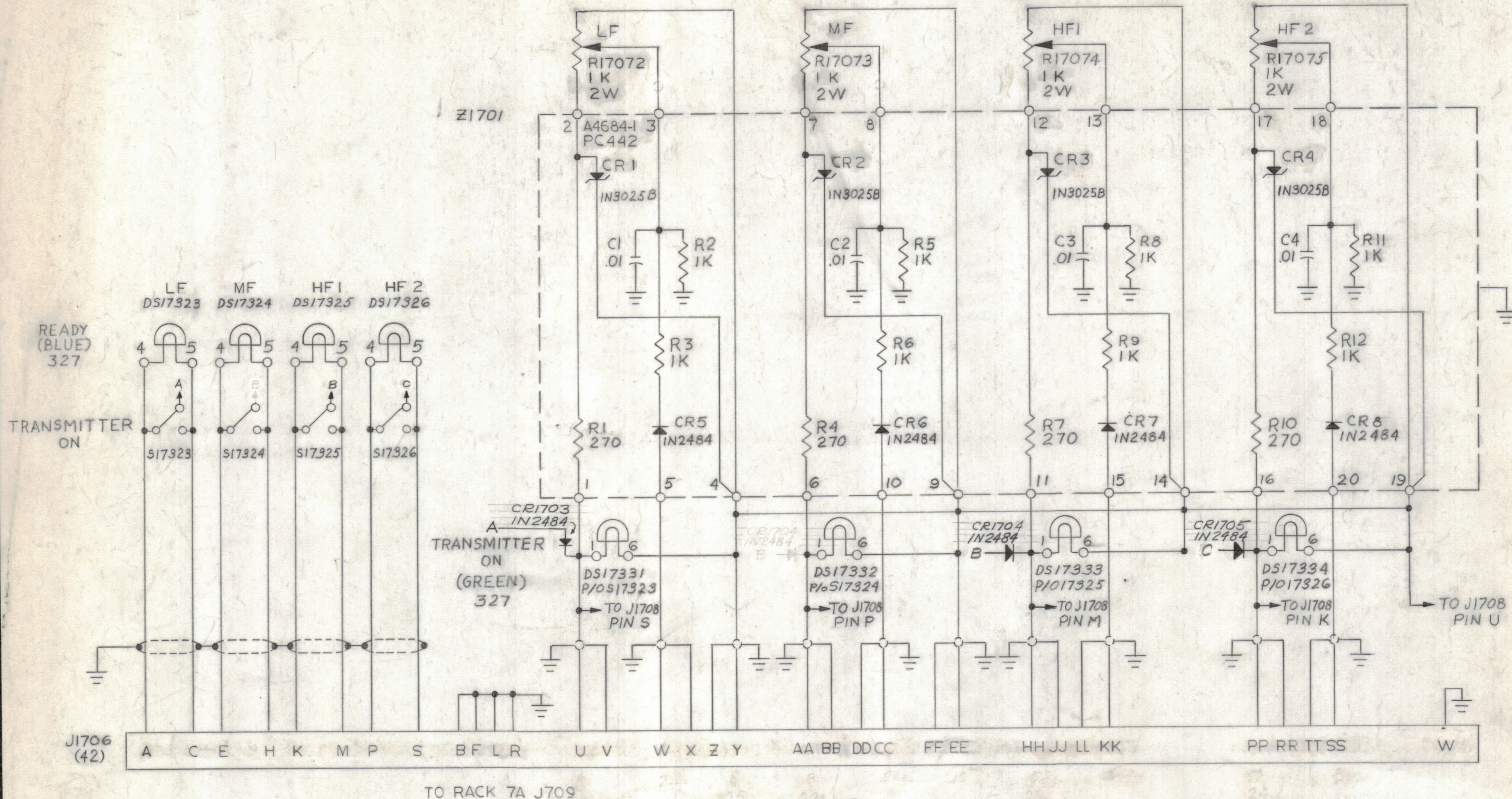
4

3

2

1

REVISIONS						
ZONE	LTR	DESCRIPTION	DATE	E.M.N.NO	DRAFT	CHKD APPD



1	17	TCRM-1	
QTY / UNIT	MODEL USED ON	ASS'Y NO.	
APPLICATION			
CODE			

NOTICE TO PERSONS RECEIVING THIS DRAWING
 THE TECHNICAL MATERIEL CORPORATION claims proprietary right in the material disclosed hereon. This drawing is issued in confidence for engineering information only and may not be reproduced or used to manufacture anything shown hereon without permission from THE TECHNICAL MATERIEL CORPORATION to the user. This drawing is loaned for mutual assistance and is subject to recall at any time.

UNLESS OTHERWISE SPECIFIED DIMENSIONS ARE IN INCHES AND INCLUDE CHEMICALLY APPLIED OR PLATED FINISHES

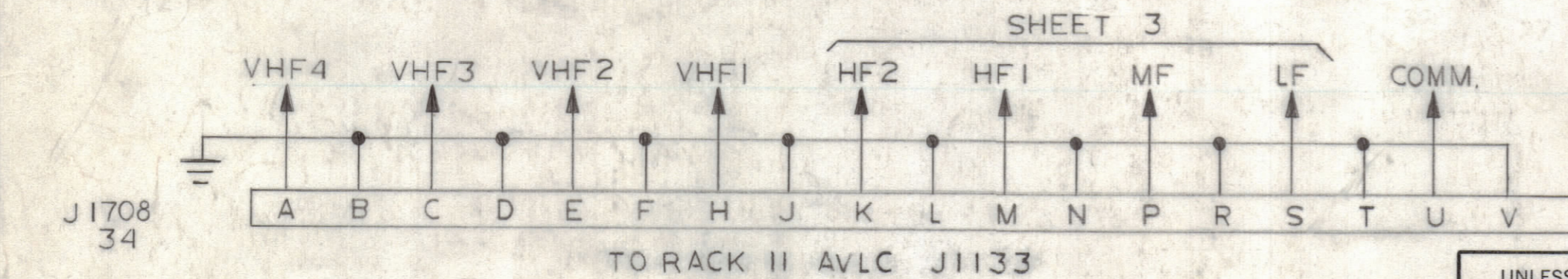
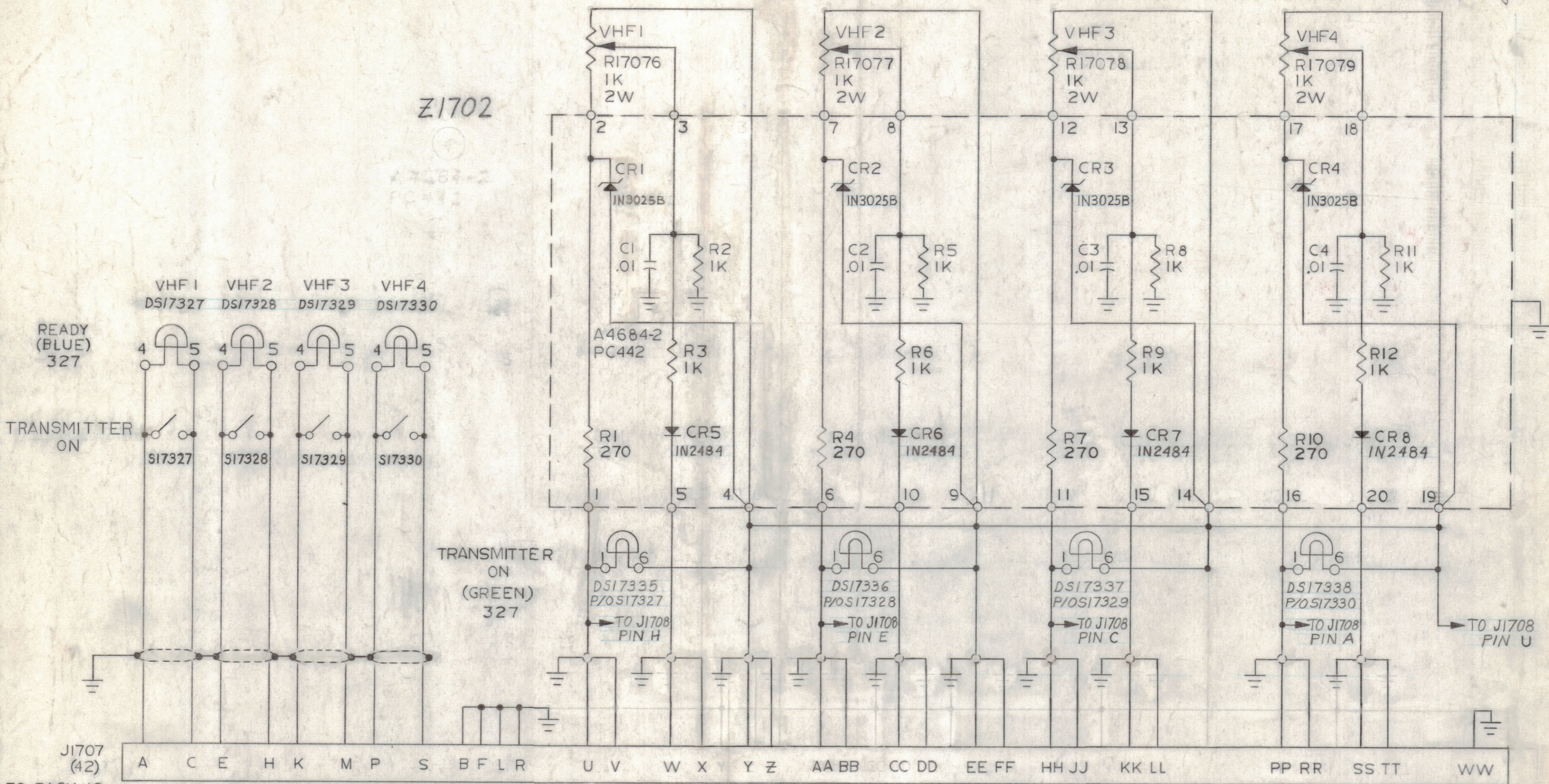
TOLERANCES ON

DECIMALS	FRACTIONS
.X ± .05	± 1/64
.XX ± .01	ANGLES
.XXX ± .005	± 0° -30'

QTY. REQ.	ITEM	PART NO.	DESCRIPTION	SYMBOL
LIST OF MATERIAL				
FINAL APPROVAL: <i>[Signature]</i> DATE: 6-6-68 MECH. DES. DATE: 5 Jun 68 ELECT. DES. DATE: 5 JUN 68 CHECKED: <i>[Signature]</i> DATE: 5-29-68 DRAWN: <i>[Signature]</i> DATE: 1-29-68				
THE TECHNICAL MATERIEL CORP. MAMARONECK, NEW YORK SCHEMATIC DIAGRAM TMC MODEL TCRM-1				
SIZE	CODE IDENT.NO.	DWG NO.	ISSUE	
C	82679	CK8032	Ø	
SCALE			SHEET 3 OF 4	

CK8032

REVISIONS						
ZONE	LTR	DESCRIPTION	DATE	E.M.N.NO	DRAFT	CHKD APPD
		ORIGINAL RELEASE	7/22/69			



1	17	TCRM-1	
QTY / UNIT	MODEL USED ON	ASS'Y NO.	
APPLICATION			
CODE			

NOTICE TO PERSONS RECEIVING THIS DRAWING
 THE TECHNICAL MATERIEL CORPORATION claims proprietary right in the material disclosed herein. This drawing is issued in confidence for engineering information only and may not be reproduced or used to manufacture anything shown hereon without permission from THE TECHNICAL MATERIEL CORPORATION to the user. This drawing is loaned for mutual assistance and is subject to recall at any time.

UNLESS OTHERWISE SPECIFIED DIMENSIONS ARE IN INCHES AND INCLUDE CHEMICALLY APPLIED OR PLATED FINISHES

TOLERANCES ON	
DECIMALS	FRACTIONS
.X ± .05	± 1/64
.XX ± .01	ANGLES
.XXX ± .005	± 0° -30'

MATERIAL
 FINISH

QTY. REQ.	ITEM	PART NO.	DESCRIPTION	SYMBOL
LIST OF MATERIAL				
FINAL APPROVAL <i>SAM</i> DATE 5 June 68				
MECH. DES. <i>OB</i> DATE 5 JUN 68				
ELECT. DES. <i>JM</i> DATE 6-6-68				
CHECKED <i>OB</i> DATE 1-26-'68				
DRAWN <i>S. Bishop</i> DATE 1-26-'68				
THE TECHNICAL MATERIEL CORP. MAMARONECK, NEW YORK				
SCHEMATIC DIAGRAM TMC MODEL TCRM-1				
SIZE	CODE	IDENT. NO.	DWG NO.	ISSUE
C	82679	CK 8032		
SCALE				SHEET 4 OF 4