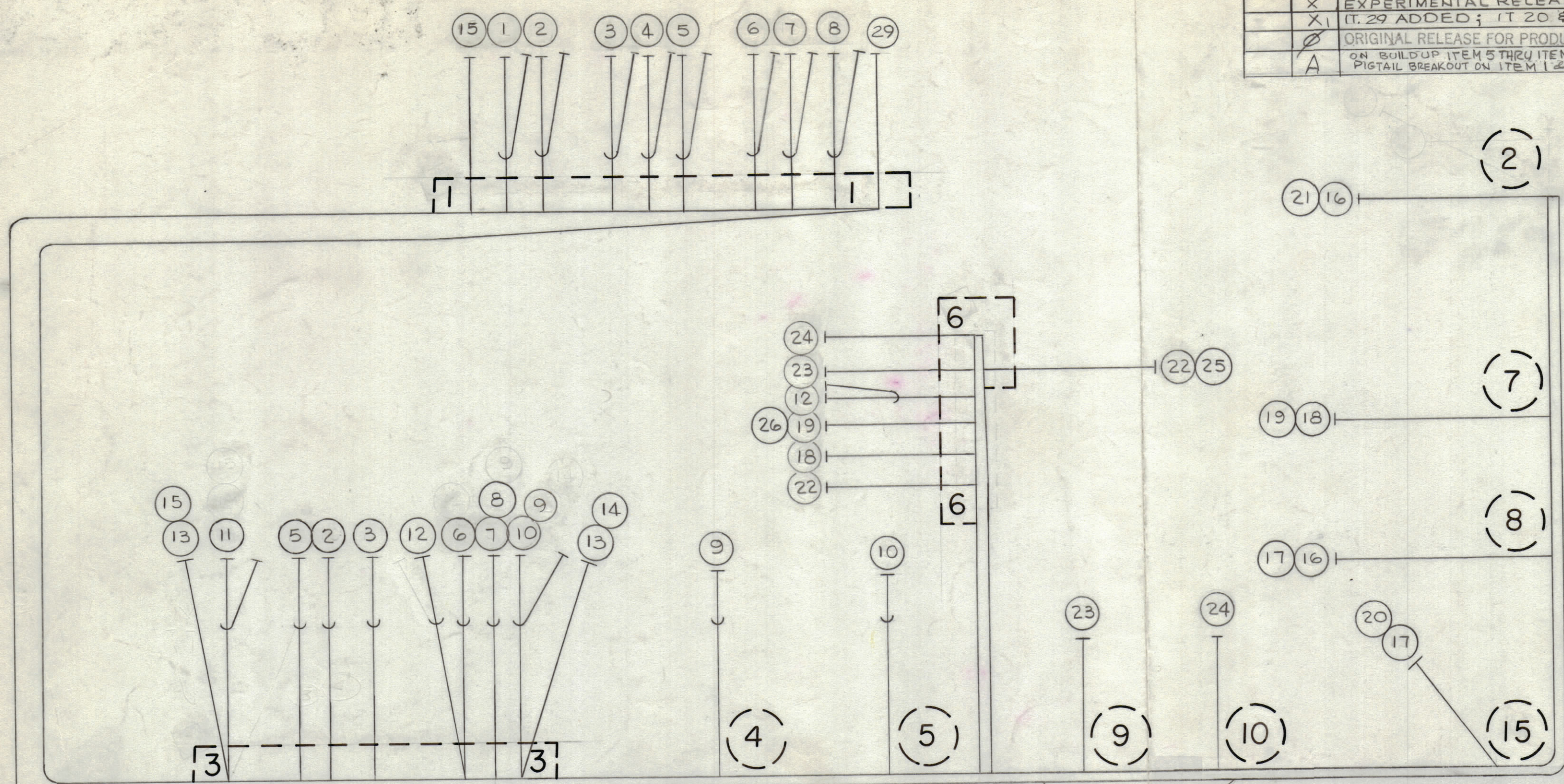
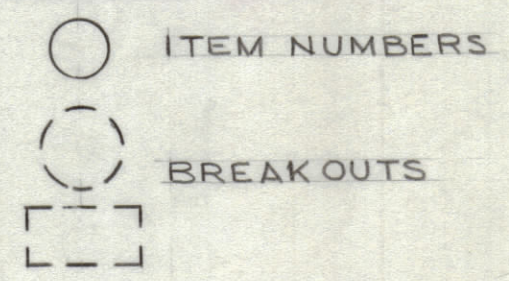


REVISIONS							
ZONE	SYM	DESCRIPTION	DATE	E.M.N. NO.	DRAFT	CHKD	APPD
	X	EXPERIMENTAL RELEASE	8/30/64		JL		
	X1	(T. 29 ADDED; IT 20 & 21 RELOCATED)	9.14.66	-4-	WTO		
	Ø	ORIGINAL RELEASE FOR PRODUCTION	1/11/67				
	A	ON BUILDUP ITEM 5 THRU ITEM 16 J 5001 WAS J1005-PIGTAIL BREAKOUT ON ITEM 1 & ITEM 12 RELOCATED	9.25.67	18525	G.D.L		FE



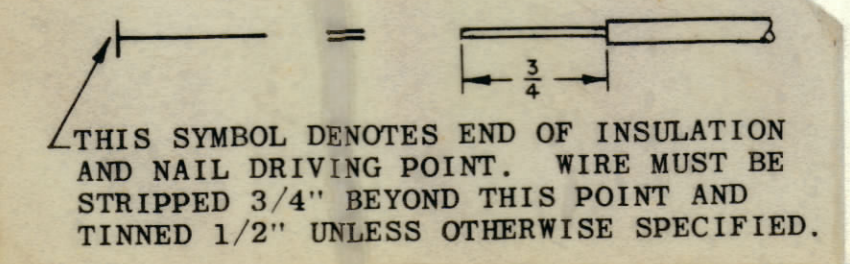
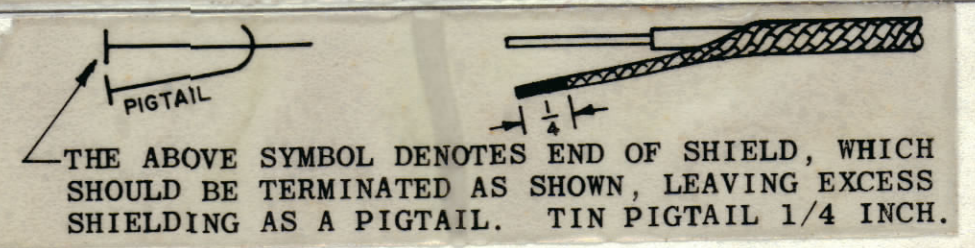
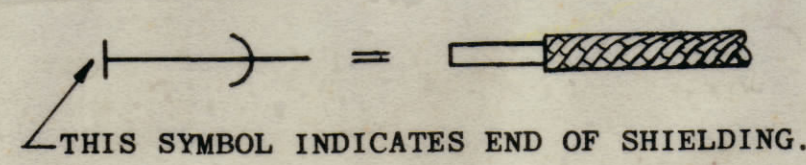

SYMBOL DENOTES



UNLESS OTHERWISE SPECIFIED WIRES SHOULD BE PLACED IN CABLE IN NUMERICAL SEQUENCE AS THEY APPEAR IN ITEM COLUMN BY CATEGORY.

- ALL R.F. CABLES
- ALL SHIELDED CABLES
- ALL OTHERS

SPACE LACING APPROXIMATELY 3/4" APART.



NOTES

MPA-1		
Q'TY./UNIT	MODEL USED ON	ASS'Y. NO.
SCALE 1/1	CODE	
THE CONTENTS OF THIS DRAWING ARE THE EXCLUSIVE PROPERTY OF THE TECHNICAL MATERIEL CORP. ITS UNAUTHORIZED USE OR REPRODUCTION IN WHOLE OR IN PART IS STRICTLY FORBIDDEN.		

FROM	TO	REQ'D.	ITEM	PART NUMBER	FROM	DESCRIPTION	TO	SYMBOL
1	11		29	MWC24(7)U92	J5003-5	TB5001-12		
			28	PX830-16-1	TUBING, SHRINK			
			27	BS100	SOLDER, TIN ALLOY			
6	13		26	MWC24 (7) U9	DS5001	A4482-5		
6	13		25	MWC24 (7) U0	DS5001	C5012 (-)		
6	10		24	MWC24 (7) U92	A4482-8	C5011 (+)		
6	9		23	MWC24 (7) U92	A4482-7	C5012 (+)		
6	6		22	MWC24 (7) U0	A4482-2	C5012 (-)		
2	14		21	MWC24 (7) U98	J5002-A	S5001		
14	15		20	MWC24 (7) U9	F5001	S5001		
6	7		19	MWC24 (7) U4	A4482-4	T5001-6		
6	7		18	MWC24 (7) U94	A4482-3	T5001-5		
8	15		17	MWC24 (7) U98	F5001	T5001-1		
8	2		16	MWC24 (7) U8	J5002-C	T5003-4		
1	3		15	MWC24 (7) U0	TB5001-GRD	J5001-22		
3	12		14	MWC24 (7) U0	R5019	J5001-1		
3	3		13	MWC24 (7) U0	J5001-22	J5001-1		
3	6		12	MWC24 (7) SJ2	A4482-6	J5001-5		
3	12		11	MWC24 (7) SJ4	R5019 (W)	J5001-21		
3	5		10	MWC24 (7) SJ1	M5001 (-)	J5001-2		
3	4		9	MWC24 (7) SJ91	M5001 (+)	J5001-4		
1	3		8	MWC24 (7) SJ91	TB5001-11	J5001-4		
1	3		7	MWC24 (7) SJ90	TB5001-10	J5001-3		
1	3		6	MWC24 (7) SJ9	TB5001-9	J5001-6		
1	3		5	MWC24 (7) SJ7	TB5001-7	J5001-17		
1	12		4	MWC24 (7) SJ6	TB5001-6	R5019		
1	3		3	MWC24 (7) SJ5	TB5001-5	J5001-12		
1	3		2	MWC24 (7) SJ3	TB5001-3	J5001-15		
1	11		1	MWC24 (7) SJ2	TB5001-2	J5003-1		

LIST OF MATERIAL

FROM TO BREAKOUT		EATON		THE TECHNICAL MATERIEL CORP. MAMARONECK, NEW YORK	
MATERIAL		TITLE WIRING HARNESS, BRANCHED			
FINISH		DRAWN J.L.			
UNLESS OTHERWISE SPECIFIED DIMENSIONS ARE IN INCHES AND INCLUDE CHEMICALLY APPLIED OR PLATED FINISHES		DATE 8-30-66		FINAL APPROVAL	
DECIMALS .X ± .05 .XX ± .01 .XXX ± .005		DATE 7-11-67		DATE 11/67	
FRACTIONS ± 1/64 ANGLES ± 0° 30'		ELECT. DES.		MECH. DES.	
TOLERANCES		DATE 7-11-67		SHEET	
		CA1261		REV. LTR.	

CA1261 A