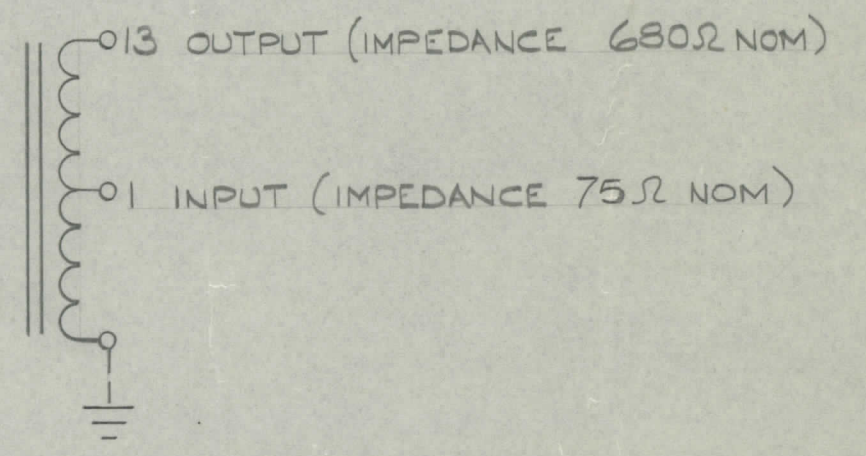
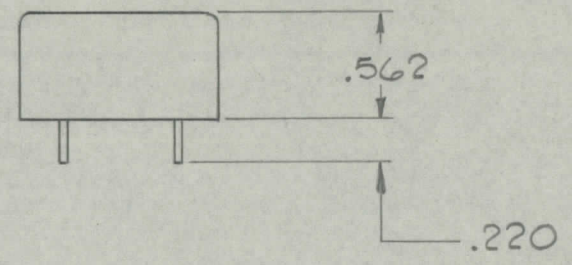
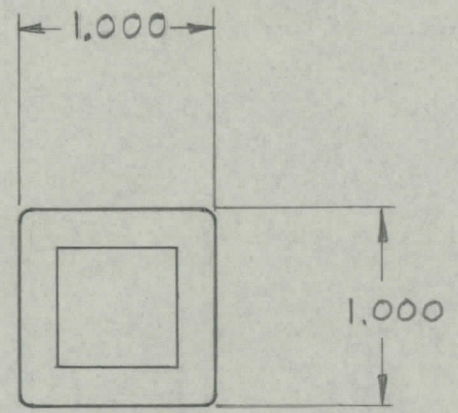


IF IT IS FOUND DESIRABLE TO CHANGE ANY TOLERANCE OR OTHER DETAIL SPECIFIED ON THIS DRAWING NOTIFY THE PURCHASER PROMPTLY.		DIMENSIONS IN INCHES UNLESS OTHERWISE SPECIFIED					
MAXIMUM ALLOWABLE TOLERANCES HAVE BEEN DETERMINED AND DEVIATIONS WILL BE CAUSE FOR REJECTION. REMOVE ALL BURRS AND SHARP EDGES		OTHERWISE SPECIFIED					
ISSUE	ITEM	CHANGED FROM	DATE	CN. NO.	DRAFTS	CHECKER	ENG. APP.
Ø		PROD RELEASE	28 AUG 70		<i>SB</i>		<i>NAH</i>

REQ.	ITEM	PART NO.	DESCRIPTION	SYMBOL
------	------	----------	-------------	--------

Ø
TR10005-RCA



TOLERANCES UNLESS OTHERWISE SPECIFIED	SCALE: 1:1
ALL OTHERS DEC. DIM. ± 1/64 FRAC. DIM. ± 1/64 ANGULAR DIM. ± 0°30'	DRILL, PUNCH, COMMERCIAL STOCK SIZES AND MANUFACTURERS TOLERANCES ARE NOT INCLUDED.

AMC 8	074/70		28 AUG 70
MODEL	PROJECT NO.	ASS. Y. NO.	DATE
USED ON			

STOCK SIZE		TMC (Canada) LIMITED OTTAWA ONTARIO		
MATERIAL				
WEIGHT PER PC.				
TYPE & TEMPER		<i>SIMPSON</i>	<i>NAH</i>	<i>SB</i>
HEAT TREAT SPEC.		DRAWN	ELEC. DES. APP.	MECH. DES. APP.
FINISH & SPEC. NO.		<i>NAH</i>		
		CHECKED	FINAL APPROVAL	
		TR10005-RCA		
		Ø		