TF-197 E

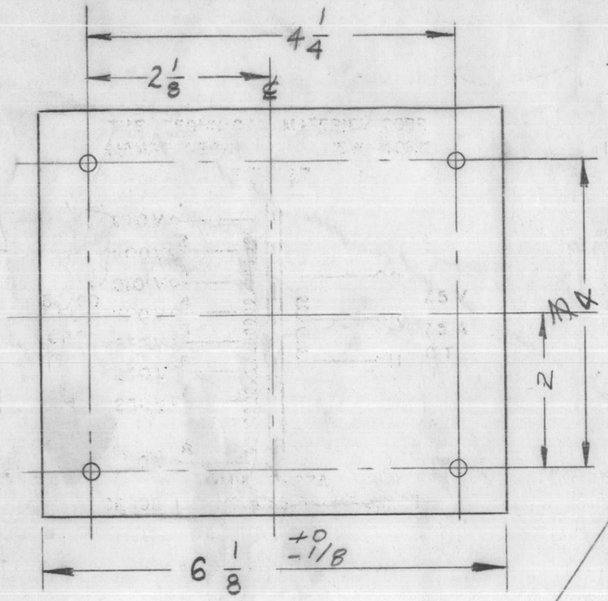

BOTTOM VIEW

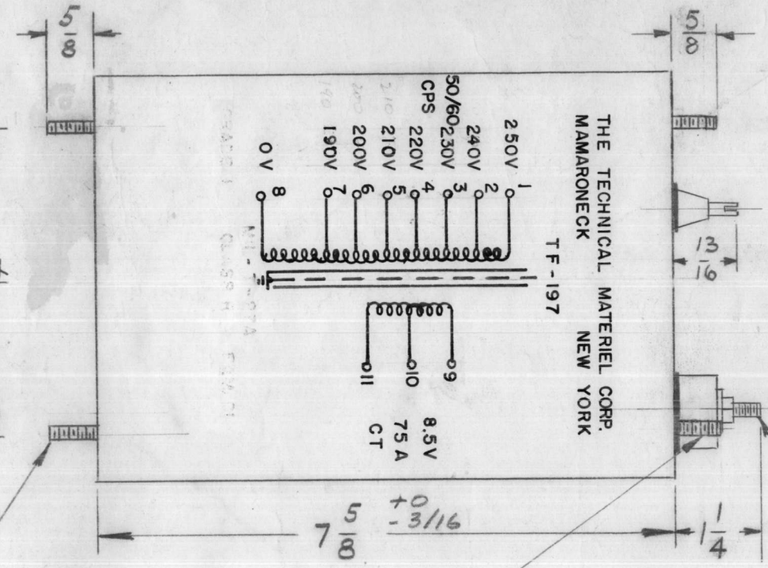

1/4-20 THD'S. 4 STUDS

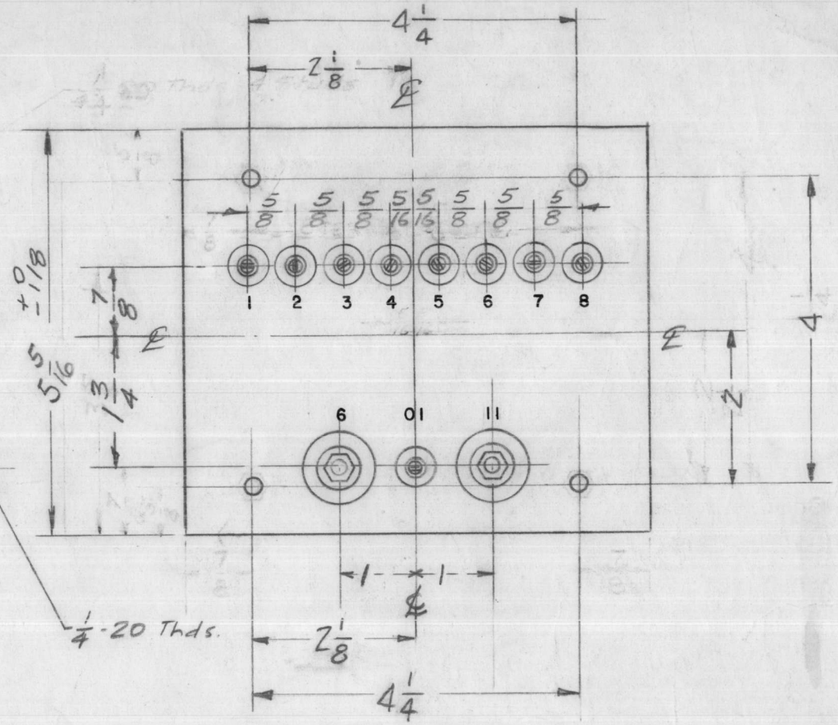

1/4-20 Thds.

TOP VIEW

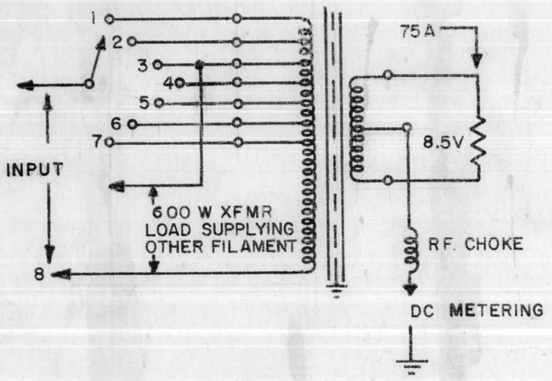

SWITCH NOT PART OF TRANSFORMER

ELECTRICAL SPECIFICATIONS:

PRIMARY— 230 V, 50/60 CPS 1 Ø, WITH TAPS, PLUS AUTOTRANSFORMER SUPPLYING 600 W

SECONDARY— 8.5 V AT 75 AMP, 2000 VOLT INSULATION.

MECHANICAL SPECIFICATIONS:

CASE— RECTANGULAR, STEEL, MIL TYPE YY HERMETICALLY SEALED.

FINISH TMC SMOOTH GREY ENAMEL (S-115), EXCEPT TERMINAL END.

SIZE 6-1/8 X 5-5/16 X 7-5/8 HIGH, EXCLUDING STUDS AND TERMINALS.

STAMPING TERMINALS SHALL BE STAMPED 1 TO 11 AS SHOWN. OPPOSITE END SHALL BE RUBBER STAMPED IN BLACK AS SHOWN.

NOTE: MANUFACTURED IN ACCORDANCE WITH MIL SPEC T-27-A EXCEPT THAT MIL SPEC T-27-A SHALL NOT APPEAR ON CASE AND QUALIFICATION TESTING IS NOT REQUIRED.

ISSUE	ITEM	CHANGED FROM	DATE	CH. NO.	DRAFTS	CHECKER	ENG. APP.
E		ON MECH SPECS 5 5/16 WAS 5 5/8	10-23-67	18559	HCA		EFM
D	1	NOTE ADDED (MIL T-27-A)	6-29-60	2572			
C	1	8.5 V was 7.5 V	1-27-59	705	J.C.B.	T.G.	
B		④ 1/4-20 THDS 5/8 LONG ADDED TO TOP VIEW	12-15-58	570	J.C.B.	T.G.	
A	—	Schematic Clarified	11/19/58	—		T.G.	

TOLERANCES

DEC. DIM. ±
FRAC. DIM. ± 1/64
ANGULAR DIM. ±

SCALE: 1-1235

A

MAXIMUM ALLOWABLE TOLERANCES HAVE BEEN DETERMINED AND ANY DEVIATIONS WILL BE CAUSE FOR REJECTION. REMOVE ALL BURRS AND SHARP EDGES

REQ. PER UNIT	MODEL	PROJECT NO.	ASS'Y. NO.	DATE
1	GPT-10,000			11-6-58

USED ON

REQ.	ITEM	PART NO.	DESCRIPTION	SYMBOL
			THE TECHNICAL MATERIEL CORP. MAMARONECK, NEW YORK	
		STOCK SIZE	TRANSFORMER, POWER, STEP DOWN, FILAMENT (8.5V)	
		MATERIAL		

TYPE & TEMPER	HEAT TREAT. SPEC.	DRAWN	CHECKED	FINAL APPROVAL
		Tabulo	16	
FINISH & SPEC. NO.		ELEC. DES. APP.	MECH. DES. APP.	TF-197 E