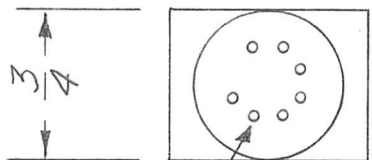
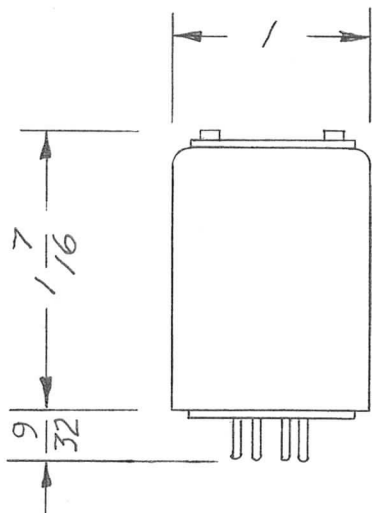


STANDARD DRAWING

REQ. PER UNIT	USED ON		PO-214	D
	MODEL	ASS'Y. NO.		
2	SBS-1			



.040 DIA.

TEMPERATURE SETTINGS: 75°C ± 3°

VOLTAGES: 6.3 VOLTS AC OR DC

CURRENT: 1.25 AMPS NOMINAL

OPERATING AMBIENT TEMP RANGE: -55° TO 5°C BELOW NOMINAL SETTING OF OVEN TEMP

NON-OPERATING AMBIENT TEMP RANGE: -70°C TO +100°C

TEMPERATURE STABILITY: ± 2°C

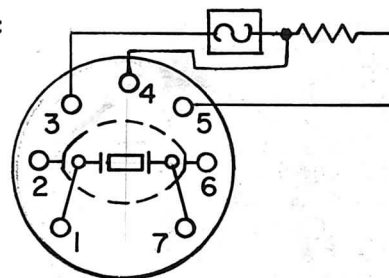
WARM-UP TIME: AS REQUIRED

INTERNAL DIMENSIONS: ACCOMMODATES ONE HC 6/U CRYSTAL HOLDER

VIBRATION: MIL-E-5272C

WEIGHT: 23 GRAMS

MOUNTING: 7 PIN MINIATURE PLUG



WIRING DIAGRAM

ISSUE	ITEM	CHANGED FROM	DATE	CH. NO.	DRAFTS	CHECKER	ENG. APP.	REQ. ITEM	PART NO.	DESCRIPTION	SYMBOL							
D	1	CONNECTION TO PIN 4 ADDED WORD STANDARD ADDED	1/22/69	10795	DN	at	8/16			TMC INDUSTRIAL CORP. MAMARONECK, NEW YORK OVEN, XTAL								
C	2	THERMOSTAT SYM CLARIFIED	8-22-62	7098	G.S.	Yla	16											
	1	CURRENT-1.25A.NOM ADDED																
B	1	WIRING DIAGRAM NO. REVISED	11-22-61	5944	C.A.													
A	1	WIRING DIAGRAM ADDED	11-15-61	5786	RU													
TOLERANCES			SCALE: S 401-129 (BHC-6U)															
DEC. DIM. ±			MAXIMUM ALLOWABLE TOLERANCES HAVE BEEN DETERMINED AND ANY DEVIATIONS WILL BE CAUSE FOR REJECTION. REMOVE ALL BURRS AND SHARP EDGES				TYPE & TEMPER		HEAT TREAT. SPEC.		DRAWN		CHECKED		FINAL APPROVAL			
FRAC. DIM. ±																		
ANGULAR DIM. ±																		
							FINISH & SPEC. NO.		ELEC. DES. APP.		MECH. DES. APP.		PO-214		D			