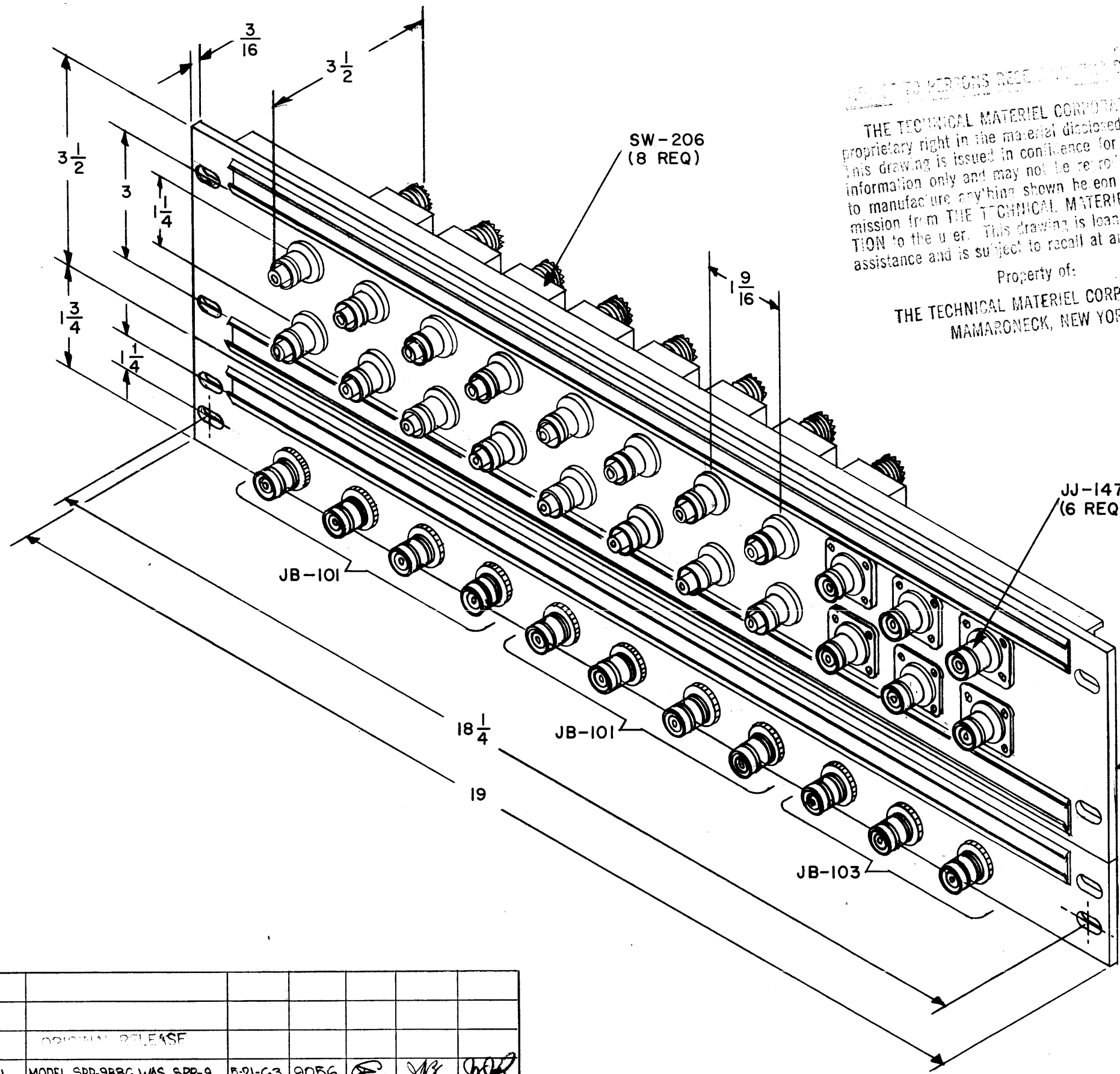
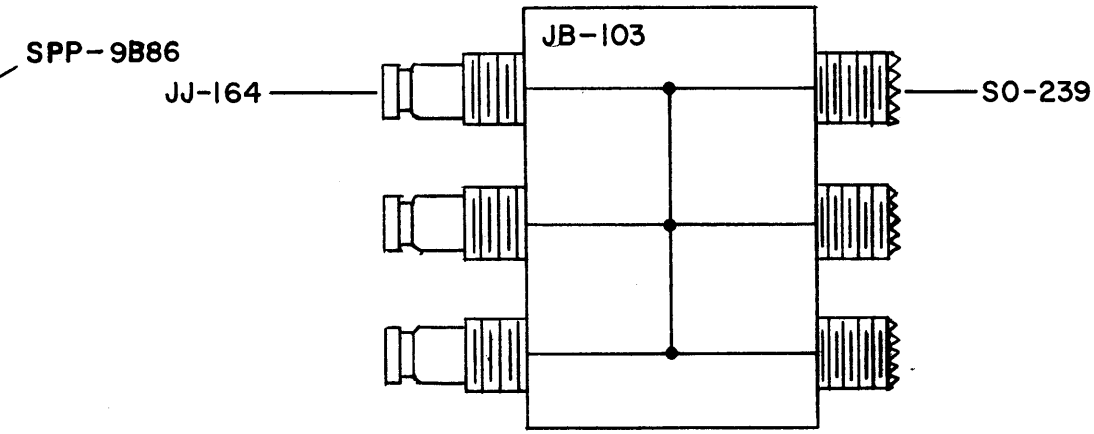
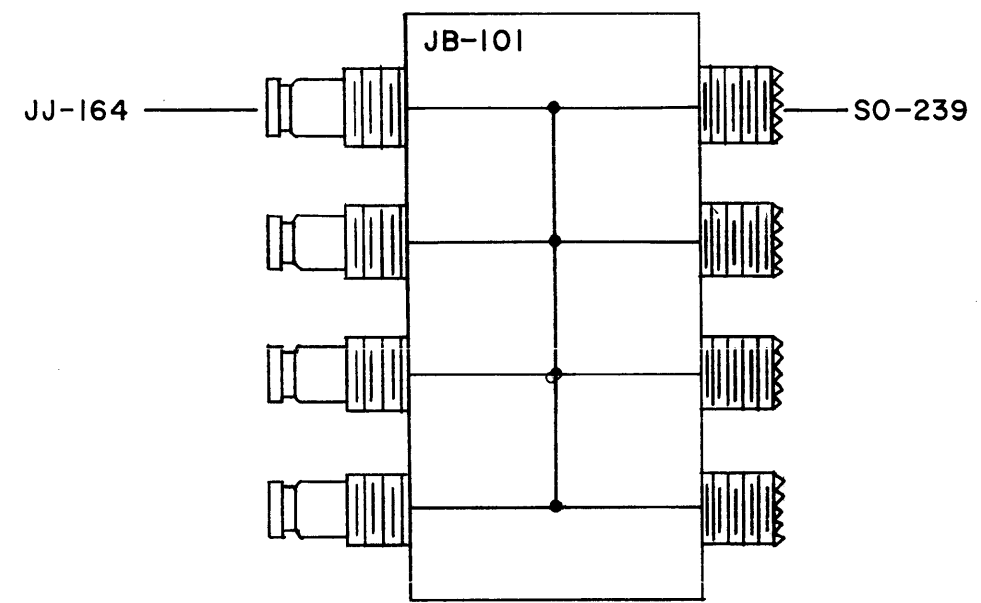
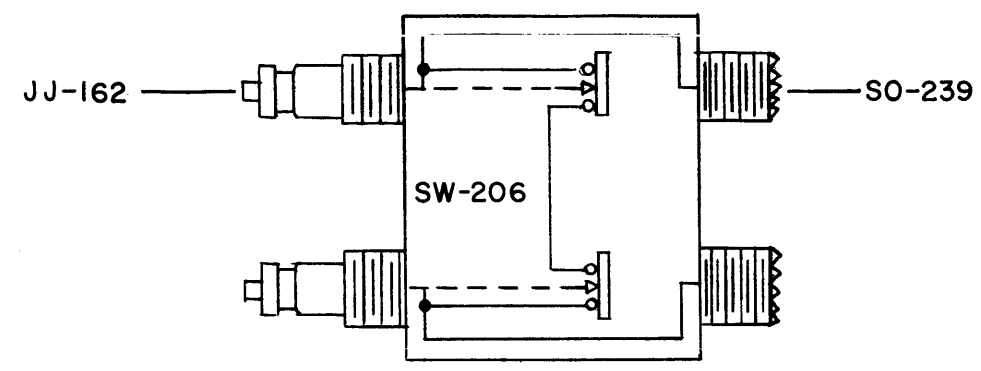


IN-1037
A



THE TECHNICAL MATERIEL CORPORATION claims proprietary right in the material disclosed herein. This drawing is issued in confidence for engineering information only and may not be reproduced or used to manufacture anything shown hereon without permission from THE TECHNICAL MATERIEL CORPORATION to the user. This drawing is loaned for mutual assistance and is subject to recall at any time.

Property of:
THE TECHNICAL MATERIEL CORPORATION
MAMARONECK, NEW YORK



ISSUE ITEM	CHANGED FROM	DATE	CH. NO.	DRAFTS	CHECKER	ENG. APP.
A 1	MODEL SPP-9B86 WAS SPP-9	5-21-63	9056			
TOLERANCES		SCALE:				
DEC. DIM. ±		MAXIMUM ALLOWABLE TOLERANCES HAVE BEEN DETERMINED AND ANY DEVIATIONS WILL BE CAUSE FOR REJECTION.				
FRAC. DIM. ±		REMOVE ALL BURRS AND SHARP EDGES				
ANGULAR DIM. ±						

REQ. PER UNIT	MODEL	PROJECT NO.	ASS'Y. NO.	DATE

REQ. ITEM	PART NO.	DESCRIPTION	SYMBOL
THE TECHNICAL MATERIEL CORP. MAMARONECK, NEW YORK			
PATCHING SYSTEM LAYOUT			
SPP-9B86, BJP-5			
MATERIAL		MJT 10-9-58	
TYPE & TEMPER	HEAT TREAT. SPEC.	DRAWN	CHECKED
FINISH & SPEC. NO.		ELEC. DES. APP. MECH. DES. APP.	

IN-1037 A