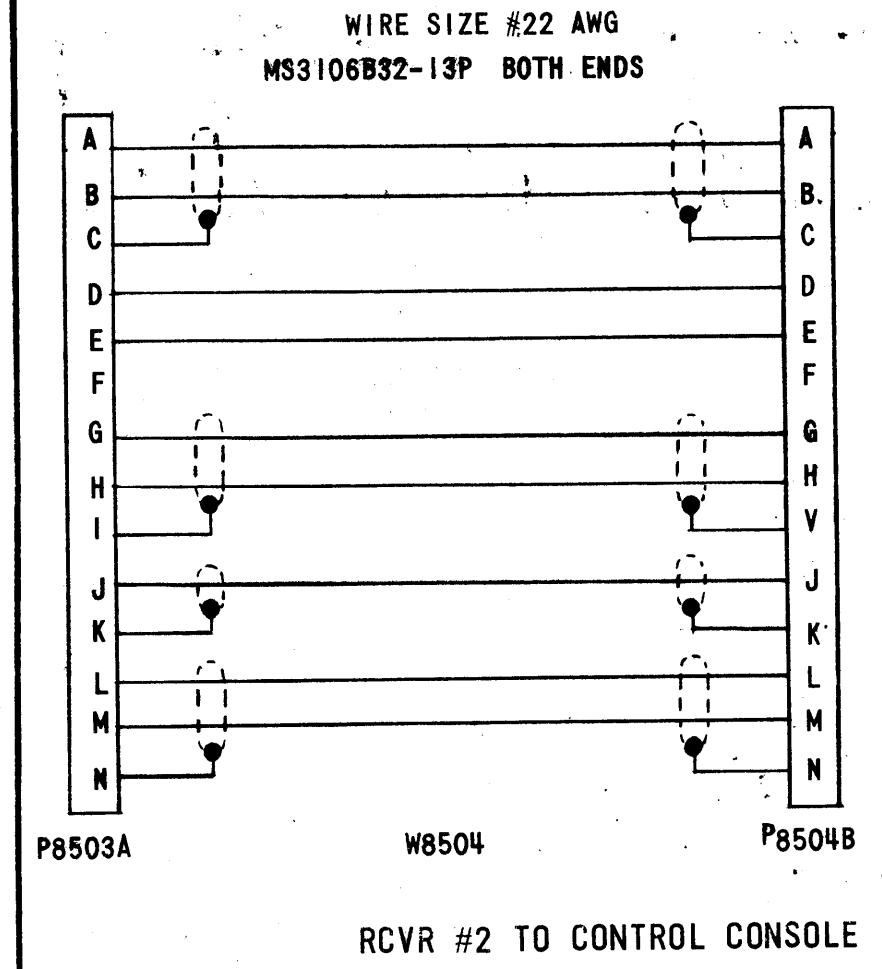
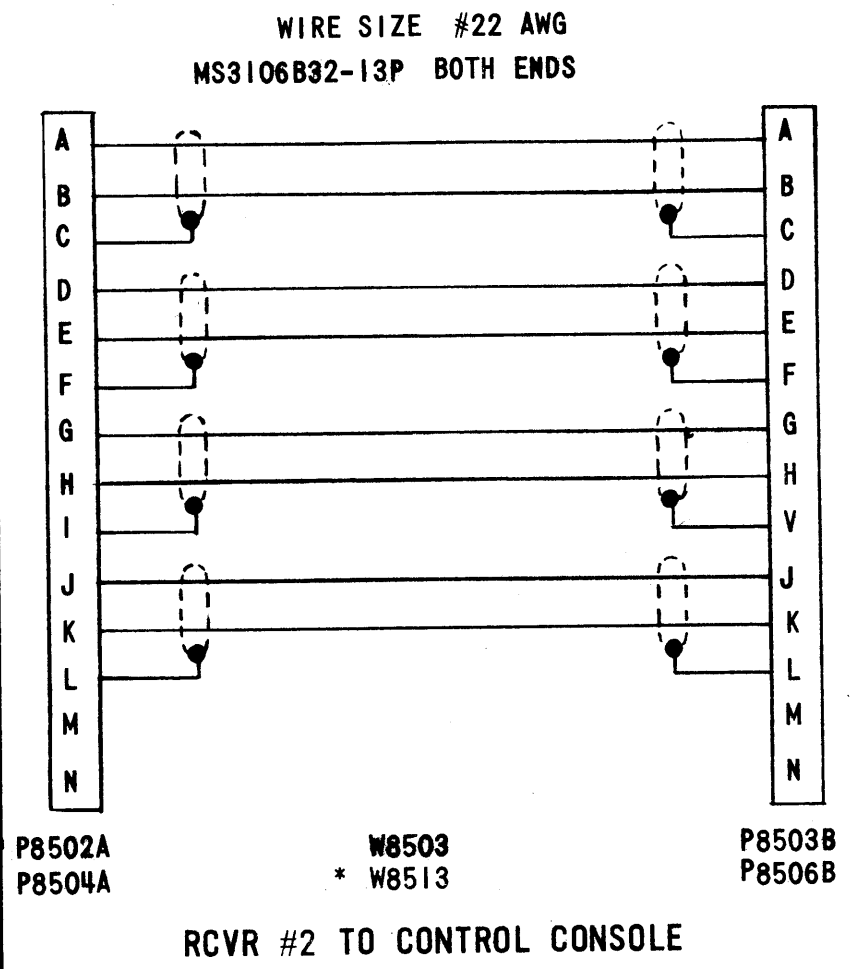
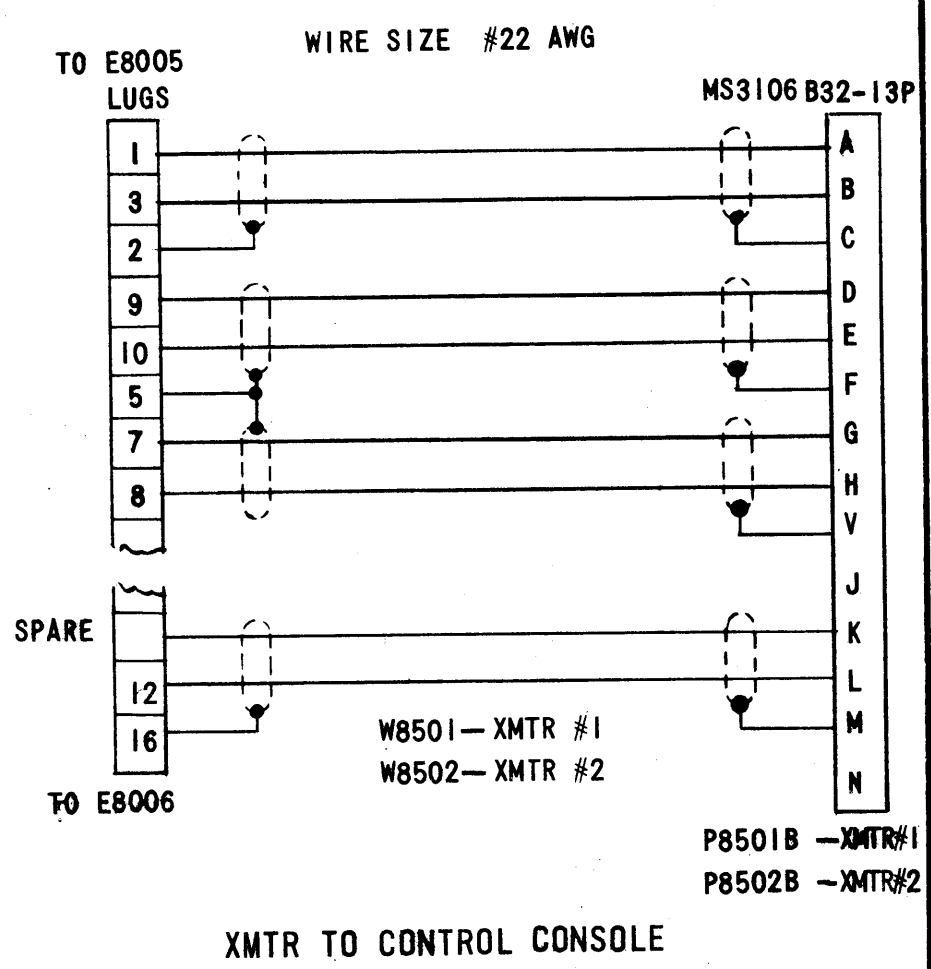


REVISIONS

ZONE	LTR	DESCRIPTION	DATE	E.M.N.NO	DRAFT	CHKD	APPD
	X	EXPER. RELEASE	11-3-67	-	HCA		
	Ø	ORIGINAL REL. FOR PROD	11-6-67				
	A	COMPLETELY REV.	2.7.68	18759	CV		EFH
	B	PICTORIALS CLARIFIED	10.7.68	19064	K.H.		



* FOR W8513 CONNECTIONS BETWEEN PIN J NOT USED

REF: SYM678368 SHEET 1 OF 3

REQ'D	ITEM	PART NUMBER	DESCRIPTION	SYM.
LIST OF MATERIAL				
<i>M. STUBMER</i>				
UNLESS OTHERWISE SPECIFIED DIMENSIONS ARE IN INCHES AND INCLUDE CHEMICALLY APPLIED OR PLATED FINISHES			THE TECHNICAL MATERIEL CORP. MAMARONECK, NEW YORK	
DECIMALS .X ± .05 .XX ± .01 .XXX ± .005			INTERCONNECT DIAGRAM	
			FOR AVONDALE SHIPYARDS, INC	
MATERIAL			SIZE	ISSUE
			B	B
FINISH			CODE IDENT. NO.	DWG NO.
			82679	CK 1420
SCALE			SHEET	OF
			1	1

QTY / UNIT	MODEL USED ON	ASS'Y NO.
APPLICATION		
AVONDALE		
CODE		
<p>NOTICE TO PERSONS RECEIVING THIS DRAWING THE TECHNICAL MATERIEL CORPORATION claims proprietary right in the material disclosed hereon. This drawing is issued in confidence for engineering information only and may not be reproduced or used to manufacture anything shown hereon without permission from THE TECHNICAL MATERIEL CORPORATION to the user. This drawing is loaned for mutual assistance and is subject to recall at any time.</p>		