


0
CA-819

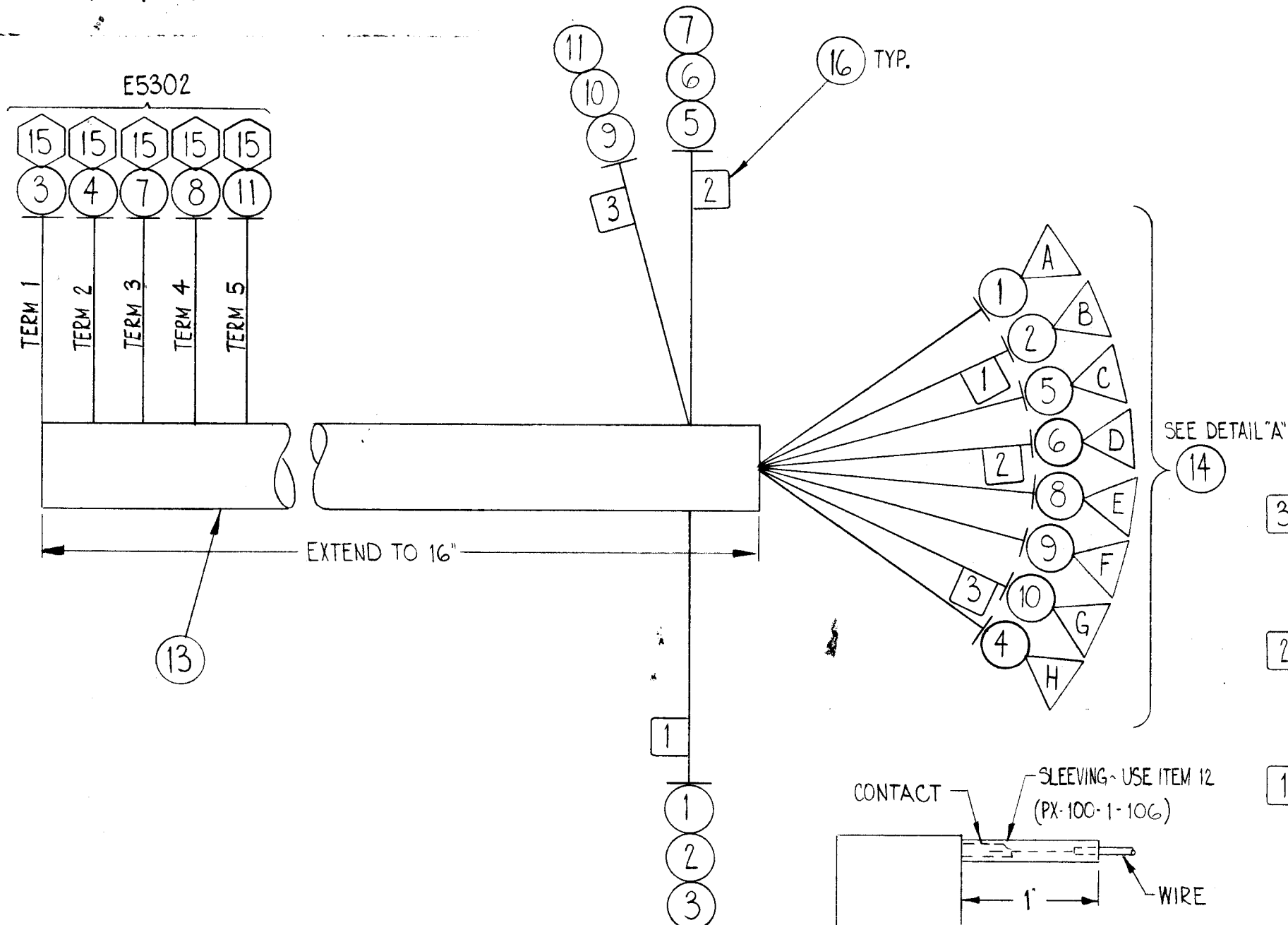

THE CONTENTS OF THIS DRAWING ARE THE EXCLUSIVE PROPERTY OF THE TECHNICAL MATERIEL CORP. ITS UNAUTHORIZED USE OR REPRODUCTION IN WHOLE OR IN PART IS STRICTLY FORBIDDEN.

WIRES SHOULD BE PLACED IN CABLE IN NUMERICAL SEQUENCE AS THEY APPEAR IN ITEM COLUMN. SPACE LACING APPROXIMATELY 3/4" APART.



THIS SYMBOL DENOTES END OF INSULATION AND NAIL DRIVING POINT. WIRE MUST BE STRIPPED 3/4" BEYOND THIS POINT AND TINNED 1/2" UNLESS OTHERWISE SPECIFIED.

~SYMBOLS DENOTE~



18	CD-101-1-MW	CORD LACING	BLACK	
17	BS-100	SOLDER, SOFT		
16	LA-101, 1THRU 3	WIRE MARKERS		
5	15	TE-120-2	LUG, SPADE	
1	14	MS3102A20-27P	CONNECTOR, PLUG	J5302
13	PX-100-1-625	SLEEVING, INSULATION	BLACK	
12	PX-100-1-106	SLEEVING, INSULATION	BLACK	
11	MWC20(7)B3	CABLE, INSULATED FIBERGLASS	ORANGE	
10	MWC18(16)B3		ORANGE	
9	MWC18(16)B3		ORANGE	
8	MWC18(16)B2		RED	
7	MWC20(7)B91		WH/BRN	
6		91	WH/BRN	
5		91	WH/BRN	
4		1	BROWN	
3		9	WHITE	
2		9	WHITE	
1	MWC20(7)B9	CABLE, INSULATED FIBERGLASS	WHITE	

REQ. ITEM	PART NO.	F. BUDETTI	DESCRIPTION	SYMBOL
THE TECHNICAL MATERIEL CORP. MAMARONECK, NEW YORK				
CABLE ASS'Y, BANDSWITCH INTERCONNECT				
MATERIAL				
TYPE & TEMPER		HEAT TREAT. SPEC.	DRAWN	CHECKED
FINISH & SPEC. NO.		ELEC. DES. APP.	MECH. DES. APP.	CA-819

0	ORIGINAL RELEASE FOR PROD.	5-18-64	SRG			
A	REDRAWN & REVISED					
SYM	DESCRIPTION	DATE	CH. NO.	DRAFTS	CHECKER	ENG. APP.
UNLESS OTHERWISE SPECIFIED:		SCALE:				
DIMENSIONS ARE IN INCHES		MAXIMUM ALLOWABLE TOLERANCES HAVE BEEN DETERMINED AND ANY DEVIATIONS WILL BE CAUSE FOR REJECTION. REMOVE ALL BURRS AND SHARP EDGES				
TOLERANCES ON FRACTIONS ± 1/64		DECIMALS ± .005		ANGLES ± 1/2°		
1	GPT-200K	AX-395		9-10-63		
REQ. PER UNIT	MODEL	SECTION	ASS'Y. NO.	DATE		
USED ON						