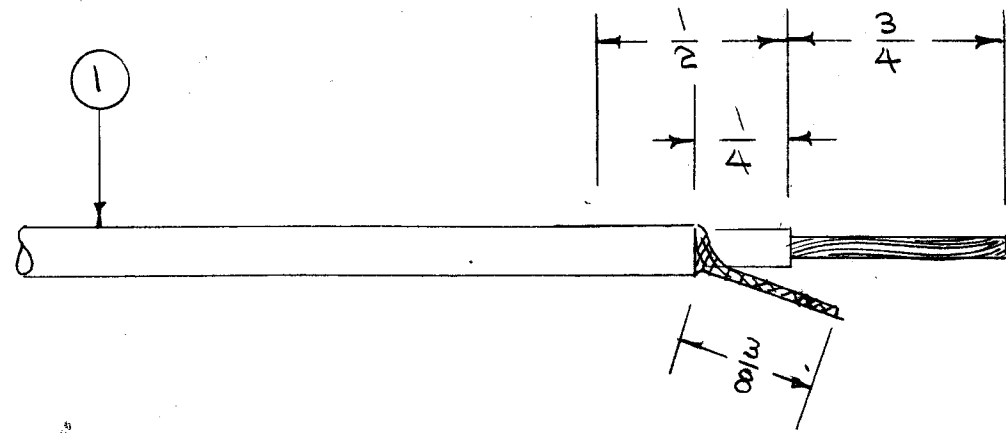
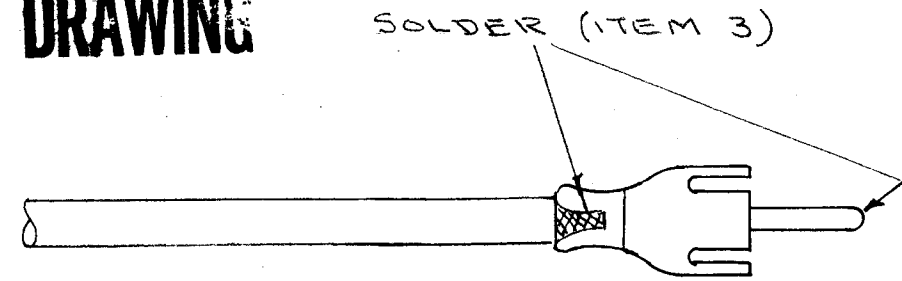


CA-318

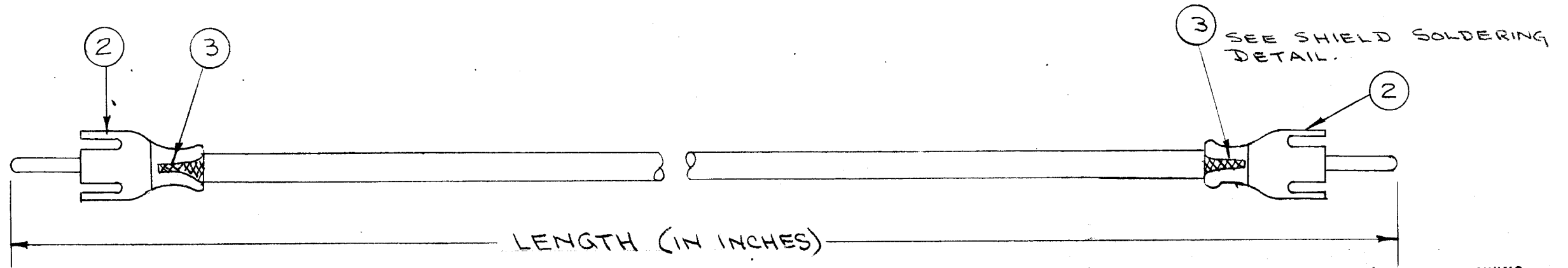
STANDARD DRAWING



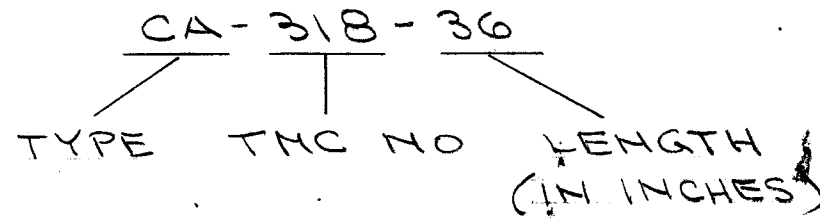
DETAIL, CABLE ENDS



DETAIL - CABLE & SHIELD CONNECTION TO PLUG.
USE AS LITTLE HEAT AS POSSIBLE WHEN SOLDERING.
CHECK FOR SHORTS AFTER SOLDERING.



TYPE DESIGNATION TO BE IN FOLLOWING FORM



NOTICE TO PERSONS RECEIVING THIS DRAWING

THE TECHNICAL MATERIEL CORPORATION claims proprietary right in the material disclosed hereon. This drawing is issued in confidence for engineering information only and may not be reproduced or used to manufacture anything shown hereon without permission from THE TECHNICAL MATERIEL CORPORATION to the user. This drawing is loaned for mutual assistance and is subject to recall at any time.

Property of:
THE TECHNICAL MATERIEL CORPORATION
MAMARONECK, NEW YORK

X	3	BS-100	SOLDER, SOFT	
Z	2	PL-147-2	PLUG, TIP	
X	1	RG-58A/U	CABLE, COAXIAL	
REQ. ITEM	PART NO.		DESCRIPTION	SYMBOL
STOCK SIZE			THE TECHNICAL MATERIEL CORP. MAMARONECK, NEW YORK	
MATERIAL			CABLE ASSEMBLY SPECIAL PURPOSE ELECTRICAL	
TYPE & TEMPER		HEAT TREAT. SPEC.	DRAWN	CHECKED
FINISH & SPEC. NO.		ELEC. DES. APP.	MECH. DES. APP.	

ISSUE	ITEM	CHANGED FROM	DATE	CH.	DRAFTS	CHECKER	ENG. APP.
TOLERANCES			SCALE:				
DEC. DIM. ±			MAXIMUM ALLOWABLE TOLERANCES HAVE BEEN DETERMINED AND ANY DEVIATIONS WILL BE CAUSE FOR REJECTION.				
FRAC. DIM. ±			REMOVE ALL BURRS AND SHARP EDGES				
ANGULAR DIM. ±							

1	QSB-1	MARK I & II	10-5-56
REQ. PER UNIT	MODEL	PROJECT NO.	ASS'Y. NO.
USED ON			

CDD 10/1/56
 P.L.X.
 A.J.J.
 CA-318