
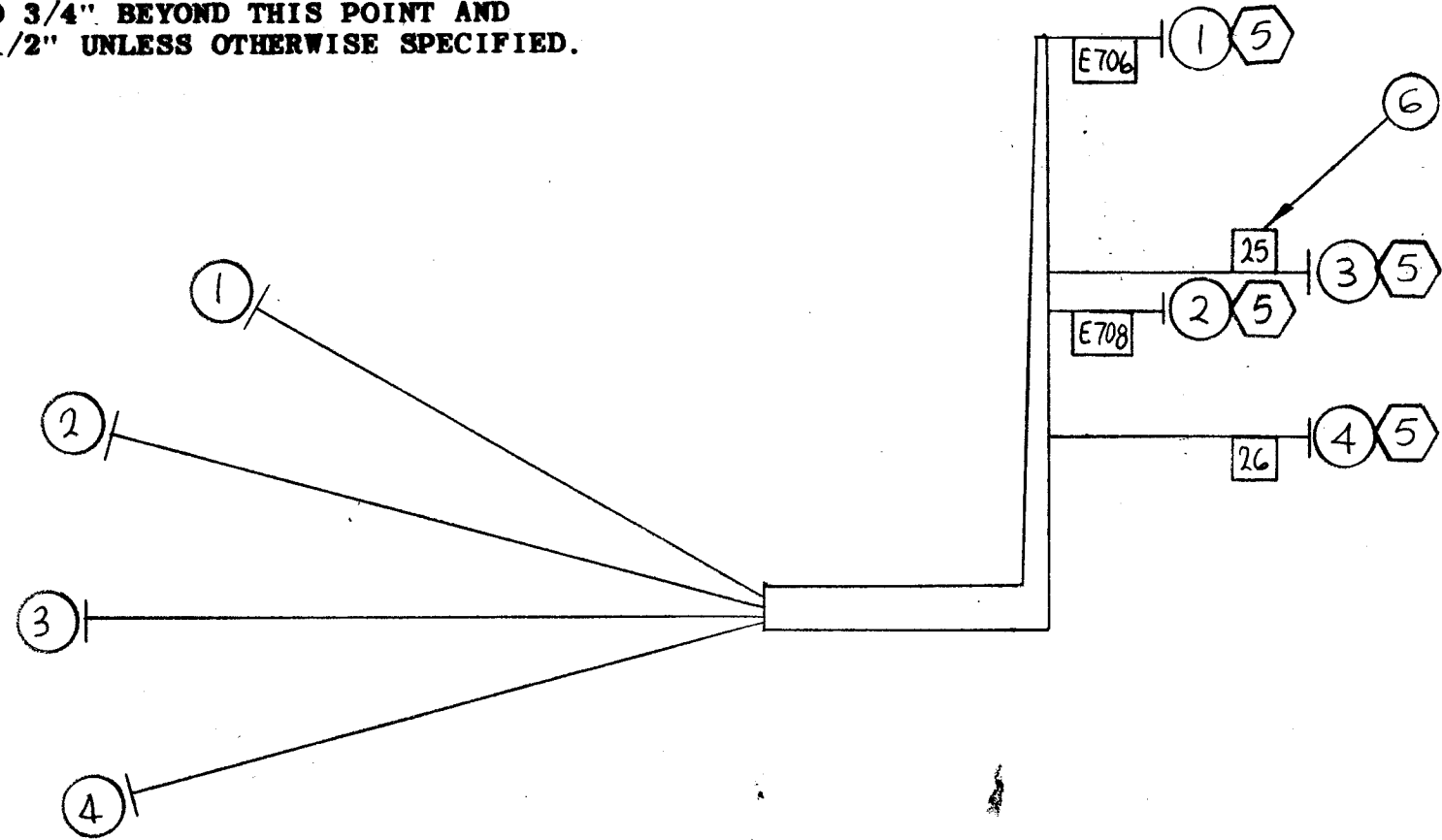


CA1009

REVISIONS

SYM	DESCRIPTION	DATE	E.M.N. NO.	DRAFT	CHKD	APPD
Ø	ORIGINAL RELEASE FOR PRODUCTION	2-16-66		Jc		

THIS SYMBOL DENOTES END OF INSULATION AND NAIL DRIVING POINT. WIRE MUST BE STRIPPED 3/4" BEYOND THIS POINT AND TINNED 1/2" UNLESS OTHERWISE SPECIFIED.

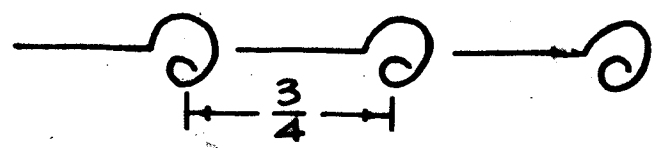
SYMBOL-DENOTES

- = ITEM NO'S
- ⬡ = LUGS
- = WIRE MARKERS

UNLESS OTHERWISE SPECIFIED WIRES SHOULD BE PLACED IN CABLE IN NUMERICAL SEQUENCE AS THEY APPEAR IN ITEM COLUMN BY CATERGORY.

- ALL R.F. CABLES
- ALL SHIELDED CABLES
- ALL OTHERS

SPACE LACING APPROXIMATELY 3/4" APART.



NOTES

GPT-10KLF		ASS'Y. NO.
Q'TY./UNIT	MODEL USED ON	
SCALE 1:1	CODE A	
THE CONTENTS OF THIS DRAWING ARE THE EXCLUSIVE PROPERTY OF THE TECHNICAL MATERIEL CORP. ITS UNAUTHORIZED USE OR REPRODUCTION IN WHOLE OR IN PART IS STRICTLY FORBIDDEN.		

REQ'D.	ITEM	PART NUMBER	DESCRIPTION	SYMBOL
X	8	BS100	SOLDER, TIN ALLOY	
X	7	CD101-1-MW	CORD, NYLON, LACING	BLACK
4	6	LA101	BAND, MARKER, CBL	
4	5	TE120-2	TERM, LUG, SPADE	
	4	MNC18(16)U4	WIRE, ELECT, INS.	YELLOW
	3	MNC18(16)U6		BLUE
	2	MNC16(19)U2		RED
	1	MNC16(19)U9	WIRE, ELECT, INS.	WHITE

F. BUDETTI		LIST OF MATERIAL	
MATERIAL		THE TECHNICAL MATERIEL CORP. MAMARONECK, NEW YORK	
FINISH		TITLE CABLE, ASSEMBLY (AR-168) PA SCREEN ON-OFF	
UNLESS OTHERWISE SPECIFIED DIMENSIONS ARE IN INCHES AND INCLUDE CHEMICALLY APPLIED OR PLATED FINISHES		DRAWN <i>[Signature]</i>	DATE 12-1-65
DECIMALS .X ± .05 .XX ± .01 .XXX ± .005		CHECKED <i>[Signature]</i>	DATE 2-15-66
FRACTIONS ± 1/64 ANGLES ± 0° 30'		ELECT. DES. <i>[Signature]</i>	DATE
TOLERANCES		MECH. DES.	DATE
		FINAL APPROVAL <i>[Signature]</i>	
		DATE	
		CA1009	
		SHEET	
		REV. LTR.	