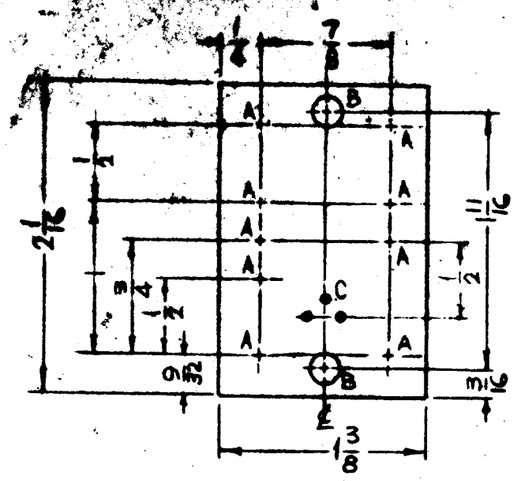

HOLES: REQ.

A ~ .070 DIA. —— 9

B ~ 3/16 DIA. —— 2

C ~ SEE DETAIL —— 1

MATERIAL

3/32 THICK G-11

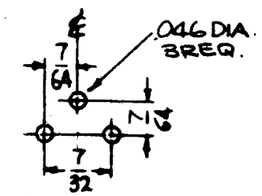

C-DETAIL

A4406-1 MACHINING

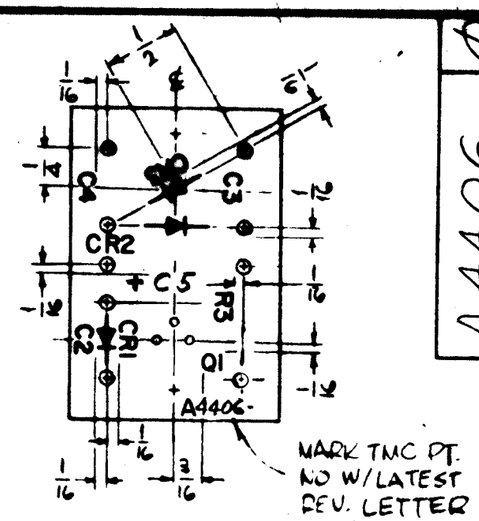

MARKING PROCESS:
AS PER TMC SPECIFICATION S-727.
LETTERING: 1/8 HIGH BLACK GOTHIC, LOCATED AS SHOWN.
SYMBOLS: APPROX SIZE SHOWN
FURNISH PROCESSING PER TMC SPECIFICATION S-113

A4406-2 MARKING

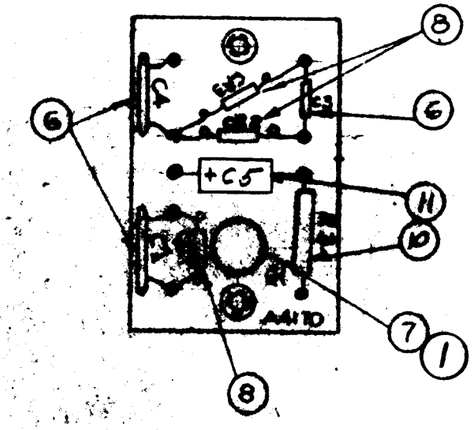

TOP VIEW

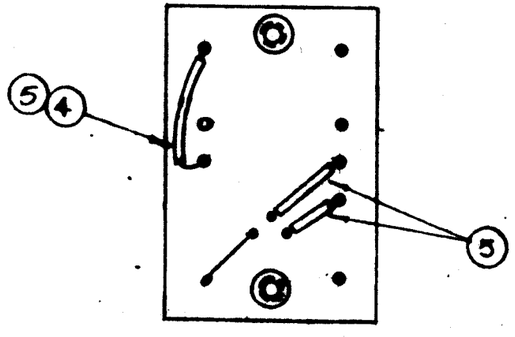

BOTTOM VIEW

A4406-4 FINAL ASSY

NOTES

1	KIT-270	AX 619
QTY./UNIT	MODEL USED ON	ASSY. NO.
SCALE 1:1	CODE A	

THE CONTENTS OF THIS DRAWING ARE THE EXCLUSIVE PROPERTY OF THE TECHNICAL MATERIEL CORP. ITS UNAUTHORIZED USE OR REPRODUCTION IN WHOLE OR IN PART IS STRICTLY FORBIDDEN.

A4406 Ø

REVISIONS

SYM	DESCRIPTION	DATE	E.M.N. NO.	DRAFT	CHKD	APPD
Ø	ORIGINAL RELEASE FOR PRODUCTION	12/14/65	Ø	[illegible]		

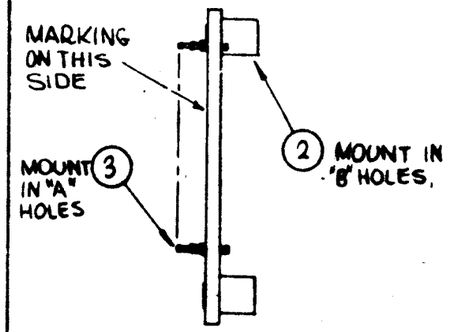

A4406-3
SUB-ASSEMBLY

REQ'D.	ITEM	PART NUMBER	DESCRIPTION	SYMBOL
1	11	CE105-10-15	CAP., FXD, ELECT.	C5
1	10	RC20GF120J	RES. FXD. COMP.	R3
X	9	BS100	SOLDER TIN ALLOY	
3	8	IN34	SECOND DEV. DIODE	CR1, CR2, CR3
1	7	2N697	TRANSISTOR	Q1
3	6	CC100-16	CAP, FIXED, COMP.	C2, C3, C4
X	5	PX104-1-.034	INSULATED SLEEVING SZ 20	
X	4	WL100-7	WIRE, ELECT. BUSS	
9	3	TE168-4B	TERM, STUD-FEED THRU	A
2	2	TE108-2	NUT, PLAIN, CLINCH	B
1	1	PX829-3	PAD, TSTR MTG	

BUDETTI

LIST OF MATERIAL

MATERIAL: SEE DWG

FINISH: NATURAL

UNLESS OTHERWISE SPECIFIED DIMENSIONS ARE IN INCHES AND INCLUDE CHEMICALLY APPLIED OR PLATED FINISHES.

DECIMALS .X ± .05 .XX ± .01 .XXX ± .005 TOLERANCES FRACTIONS ± 1/64 ANGLES ± 0° 30'

THE TECHNICAL MATERIEL CORP.
MAMARONECK, NEW YORK

TITLE: TERMINAL BOARD ASSY

DRAWN: BEO DATE: 14 DEC 65 FINAL APPROVAL: [illegible] DATE: 12/14/65

CHECKED: [illegible] DATE: 12/14/65

ELECTRONICS: [illegible] DATE: 14 DEC 65

REPRODUCTION: [illegible] DATE: 14 DEC 65

A4406 Ø

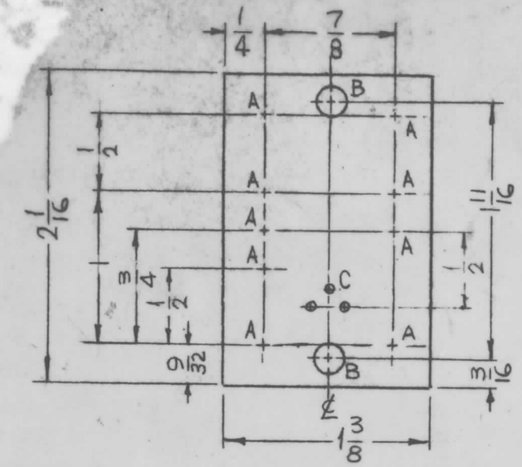

HOLES:

	REQ.
A~.070 DIA.	9
B~3/16 DIA.	2
C~SEE DETAIL	1

MATERIAL

3/32 THICK G-11

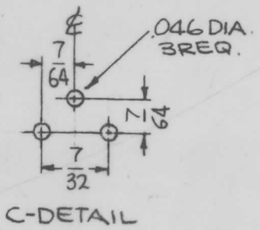

C-DETAIL

A4406-1 MACHINING

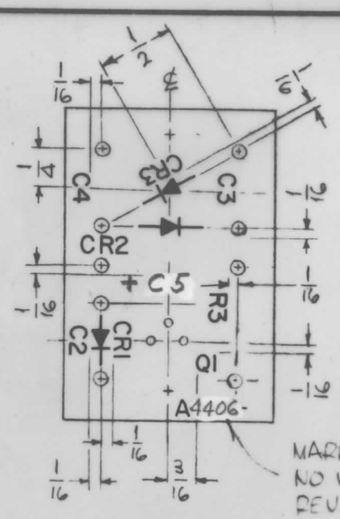

MARK TMC PT. NO W/LATEST REV. LETTER

MARKING PROCESS:

AS PER TMC SPECIFICATION S-727.

LETTERING: 1/8 HIGH BLACK GOTHIC, LOCATED AS SHOWN.

SYMBOLS: APPROX. SIZE SHOWN.

FUNGUS PROOFING PER TMC SPECIFICATION S-113.

A4406-2 MARKING

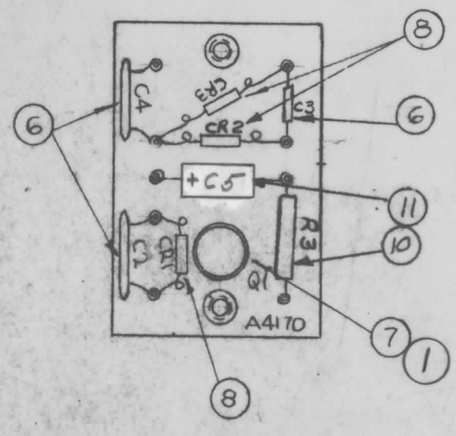

TOP VIEW

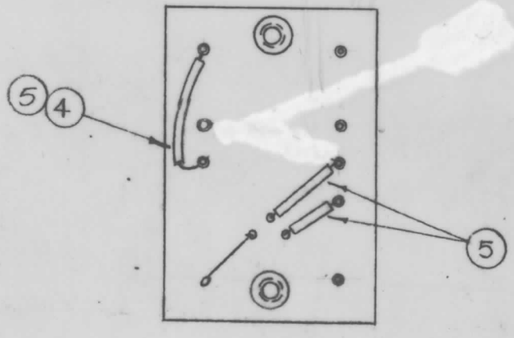

BOTTOM VIEW

A4406-4 FINAL ASSY

NOTES

1	KIT-270	AX 619
Q'TY./UNIT	MODEL USED ON	ASS'Y. NO.
SCALE 1:1	CODE A	

THE CONTENTS OF THIS DRAWING ARE THE EXCLUSIVE PROPERTY OF THE TECHNICAL MATERIEL CORP. ITS UNAUTHORIZED USE OR REPRODUCTION IN WHOLE OR IN PART IS STRICTLY FORBIDDEN.

TMC FORM 109

Ø

A4406

REVISIONS

SYM	DESCRIPTION	DATE	E.M.N. NO.	DRAFT	CHKD	APPD
Ø	ORIGINAL RELEASE FOR PRODUCTION	12/14/65	Ø			

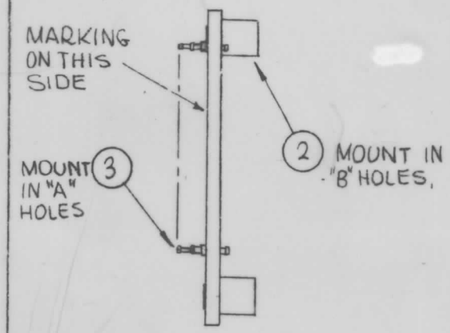

A4406-3
SUB-ASSEMBLY

REQ'D.	ITEM	PART NUMBER	DESCRIPTION	SYMBOL
1	11	CE105-10-15	CAP., FXD, ELECT.	C5
1	10	RC20GF120J	RES. FXD. COMP.	R3
X	9	BS100	SOLDER TIN ALLOY	
3	8	IN34	S.COND DEV. DIODE	CR1, CR2 CR3
1	7	2N697	TRANSISTOR	Q1
3	6	CC100-16	CAP., FIXED, COMP	C2, C3 C4
X	5	PX104-1-.034	INSULATED SLEEVING 5Z, 20"	
X	4	WL100-7	WIRE, ELECT. BUSS	
9	3	TE168-4B	TERM, STUD-FEED-THRU	A
2	2	TE108-2	NUT, PLAIN, CLINCH	B
1	1	PX829-3	PAD, TSTR MTG	

BUDETTI

LIST OF MATERIAL

MATERIAL: SEE DWG

FINISH: NATURAL

UNLESS OTHERWISE SPECIFIED
DIMENSIONS ARE IN INCHES AND INCLUDE CHEMICALLY APPLIED OR PLATED FINISHES

DECIMALS .X ± .05, .XX ± .01, .XXX ± .005 — TOLERANCES — FRACTIONS ± 1/64, ANGLES ± 0° 30'

THE TECHNICAL MATERIEL CORP.
MAMARONECK, NEW YORK

TITLE: TERMINAL BOARD ASSY

DRAWN BCM	DATE 13 DEC 65	FINAL APPROVAL	DATE 12/14/65
CHECKED	DATE 12/14/65		
ELEC. ENG.	DATE 14 DEC 65	A4406	Ø
MECH. ENG.	DATE 14 DEC 65	SHEET	REV. LTR.